

Power Par Light 15W**Technical**

Part Number	FPP01W01HPQB15	FPP01WW01HPQB15	FPP01W01HPQA15	FPP01WW01HPQA15
Color	Cool White	Warm White	Cool White	Warm White
CCT (Typ.)	5500~6000 K	2800~3300K	5500~6000K	2800~3300K
Input Voltage	110 VAC		220 VAC	
Rated Current	1.3 A			
Rated Frequency	50~60 Hz			
Luminous Output (Lm)	1125	1050	1125	1050
Luminous Efficacy (Lm/W)	75	70	75	70
Total Power (W)	14 (Max.)			
Beam Angle	45°			
Operating Temperature	-20°C to 50°C (-4°F to 122°F)			
Starting Temperature	-20°C to 50°C (-4°F to 122°F)			
Rated Life	30,000 hour potential life at 85% lumen maintenance			
Base	E26 / E27			

Light Source**Construction**

LED	High Power 15W	Housing	Die-cast Aluminum
Color Rendering Index (Ra)	≥ 75	Finishes	Sliver

Dimensions**Accessories**

∅ 128 x H : 175 (mm)	None
----------------------	------

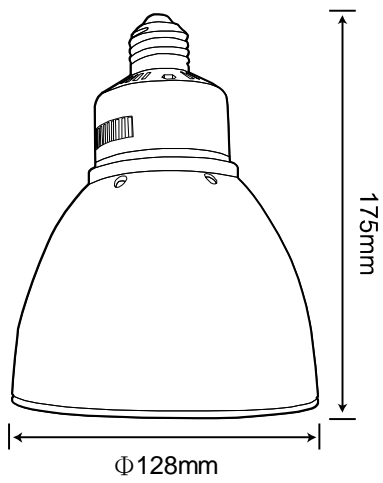
Packing

Product Weight (kg)	0.29
Box Dimension(L×W×H) (cm)	14.1 x 15.5 x 19.1
Pcs/Box	Individual
Gross Weight (kg)	0.41

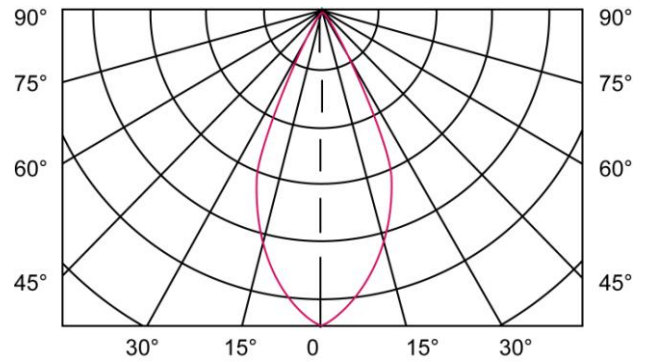
Remark:

- Contents and specifications are subject to change without prior notice.

Dimensions

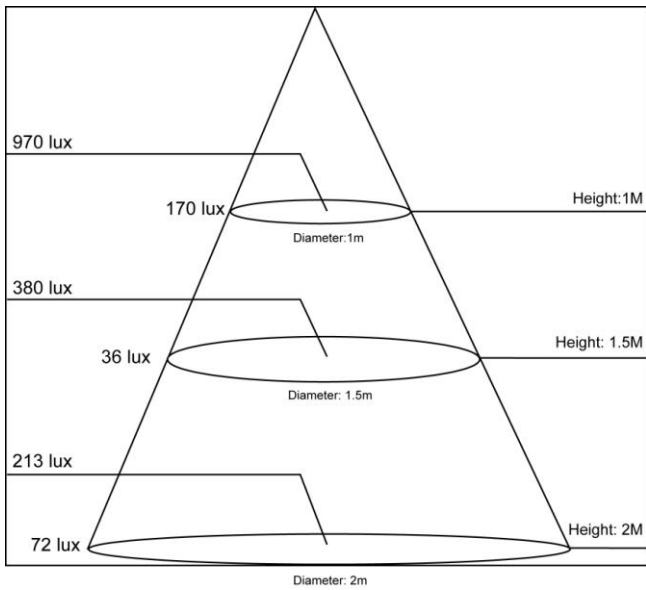


Light Pattern



Beam & Cone Data

Cool White (5500K)



Warm White (3000K)

