

**4W MR 16 Lamp****Technical**

Part Number	FPB11W01HPID4 (10°) FPB11W01HPKD4 (40°) FPB11W01HPRD4 (60°)	FPB11WW01HPID4 (10°) FPB11WW01HPKD4 (40°) FPB11WW01HPRD4 (60°)
Color	Cool White	Warm White
CCT (Typ.)	5500~6000K	3000~3300K
Input Voltage	AC / DC 12V	
Rated Current	350 mA	
Rated Frequency	50~60 Hz	
Luminous Output (Lm)	150	120
Luminous Efficacy (Lm/W)	49.98	40.81
Total Power (W)	4 W	
Beam Angle	10° / 40° / 60 °	
Operating Temperature	-20°C to 50°C (-4°F to 122°F)	
Starting Temperature	-10°C to 50°C (14°F to 122°F)	
Rated Life	25,000 hour potential life at 70% lumen maintenance	
Base	GU 5.3	

**Light Source****Construction**

LED	High Power 3W	Housing	Die-cast Aluminum
Color Rendering Index (Ra)	≥ 75	Finishes	Sliver

**Dimensions****Accessories**

∅ 50 x H : 50 (mm)	One Driver For 8 pcs (Recommended)
--------------------	------------------------------------

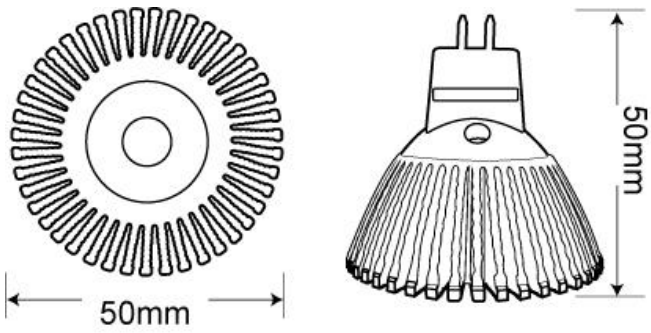
**Packing**

Product Weight (kg)	0.045 / Individual
Box Dimension(L×W×H) (mm)	28.5 x 12.5 x 9
Pcs/Box	10
Gross Weight (kg)	0.72

Remark:

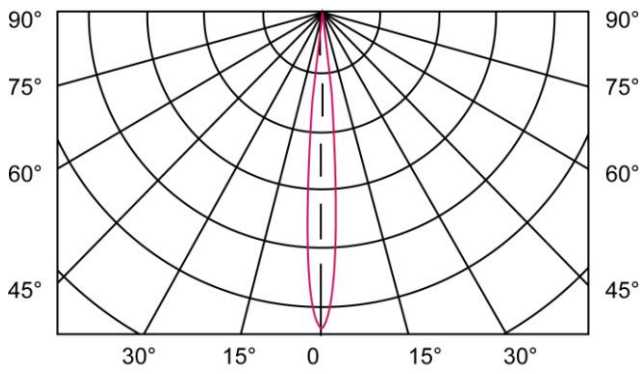
- Contents and specifications are subject to change without prior notice.

Dimensions

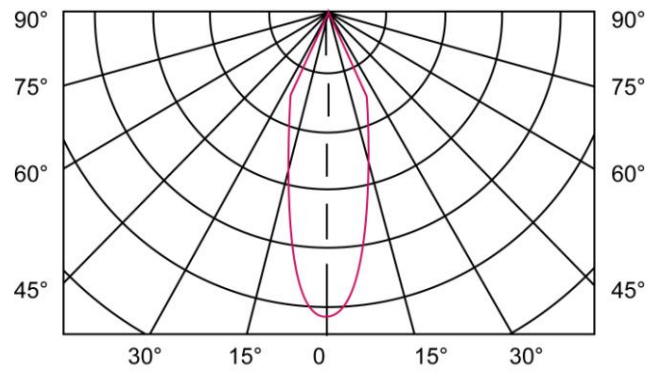


Light Pattern

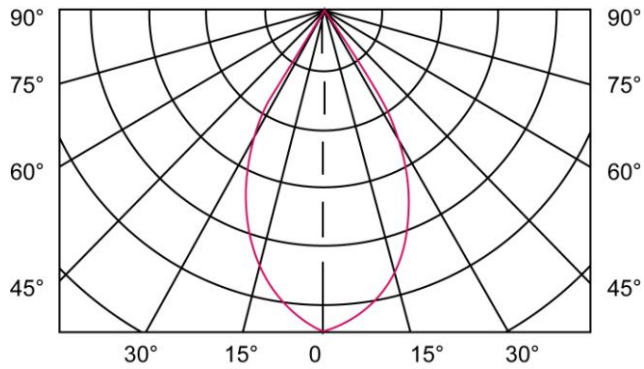
Beam Angle 10°



Beam Angle 40°

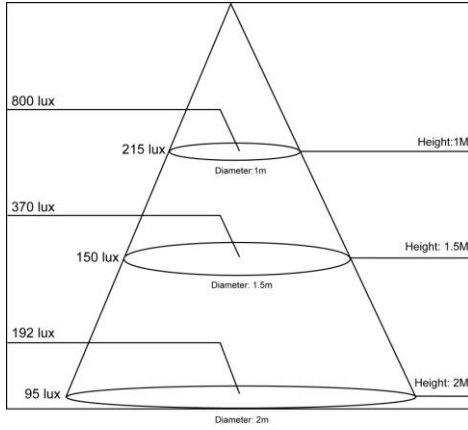


Beam Angle 60°

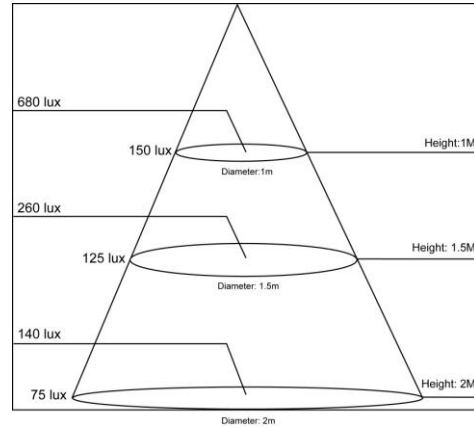


Beam & Cone Data

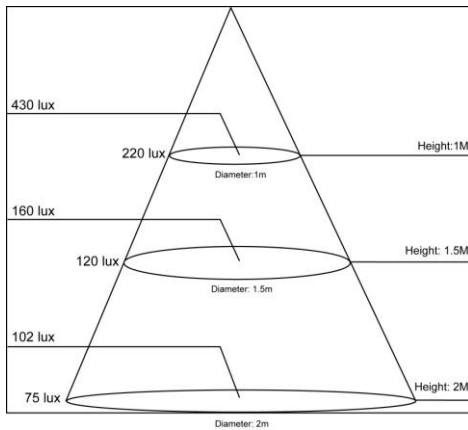
Cool White (5500K / 10°)



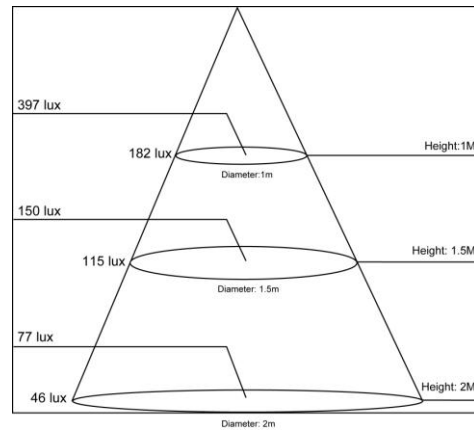
Warm White (3000K / 10°)



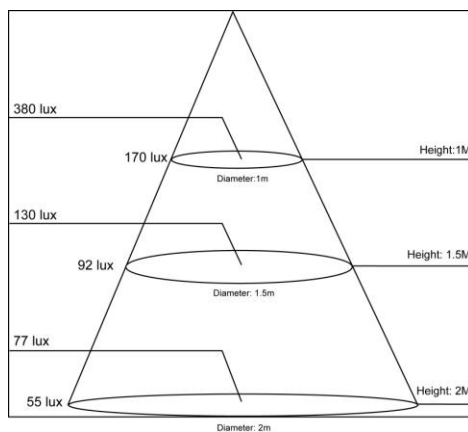
Cool White (5500K / 40°)



Warm White (3000K / 40°)



Cool White (5500K / 60°)



Warm White (3000K / 60°)

